

CITY OF RADFORD MARKET ANALYSIS

May 2017



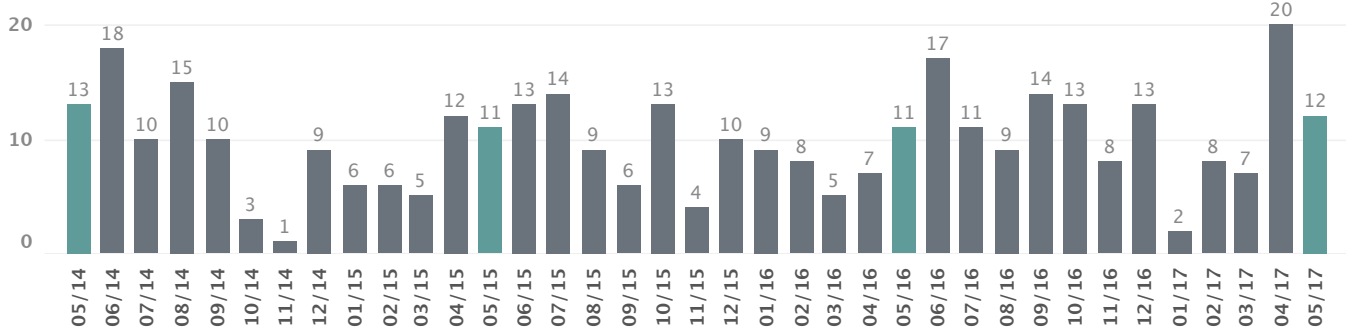
Market Snapshot

	Total Sales	Median Sales Price	Avg. DOM	Avg. SP/LP %
May 2017	12	139,800	57	96.14%
May 2016	11	134,900	34	97.27%
May 2015	11	144,000	73	97.29%
May 2014	13	145,500	74	94.89%

Thirty-Six Month Sales Trend (Total Sales)

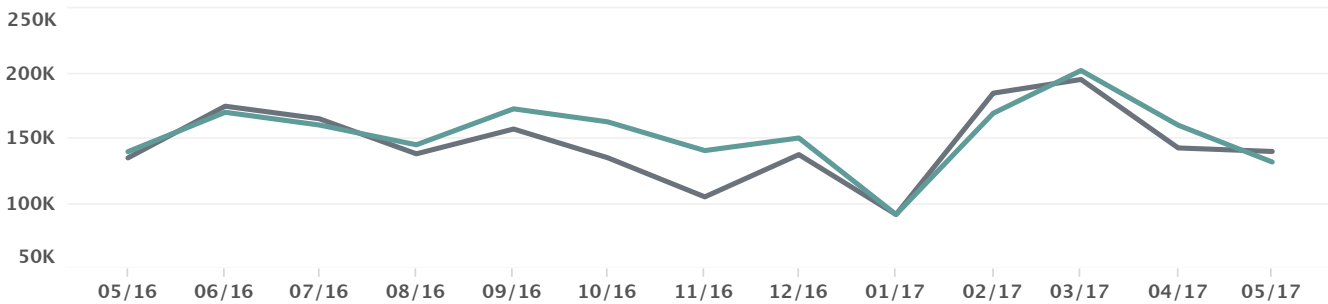
Inventory:
36

Months of Inventory:
3.00



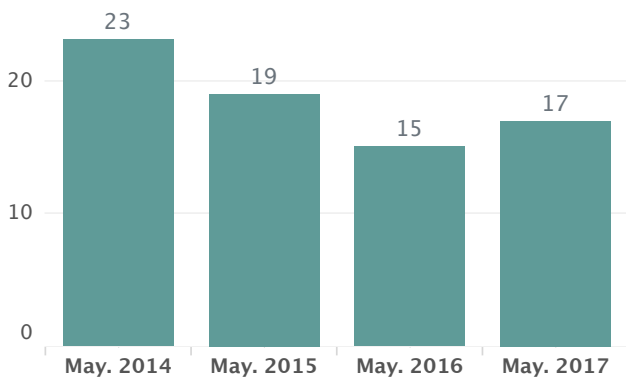
Average & Median Price Trends

■ Avg. Sales Price ■ Median Sales Price



Avg. Sales Price	139,645	169,844	160,091	144,920	172,486	162,523	140,481	150,135	91,500	169,113	201,864	159,955	131,708
Median Sales Price	134,900	174,500	164,900	138,000	157,000	135,000	105,000	137,400	91,500	184,500	195,000	142,500	139,800

New Listings by Month



Contracts Written by Month

