

# PULASKI COUNTY MARKET ANALYSIS

## May 2017



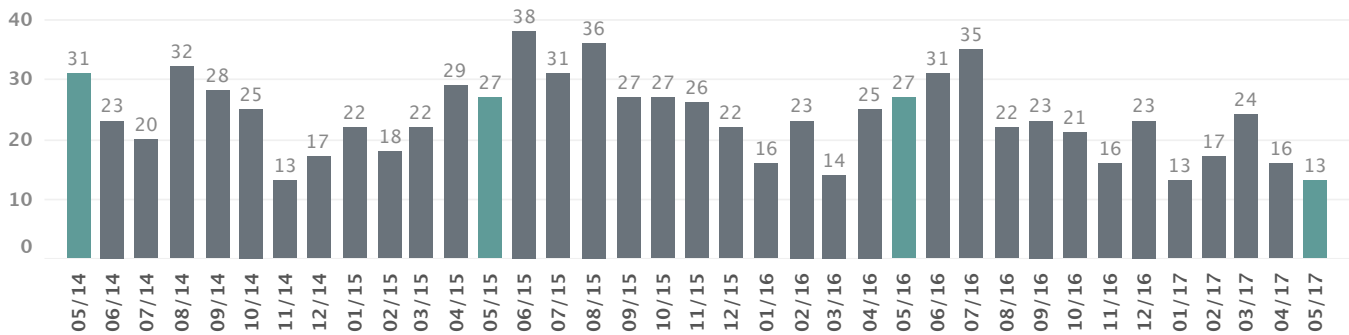
### Market Snapshot

	Total Sales	Median Sales Price	Avg. DOM	Avg. SP/LP %
May 2017	13	125,950	108	99.58%
May 2016	27	143,000	95	102.16%
May 2015	27	123,500	121	94.03%
May 2014	31	134,900	98	94.24%

### Thirty-Six Month Sales Trend (Total Sales)

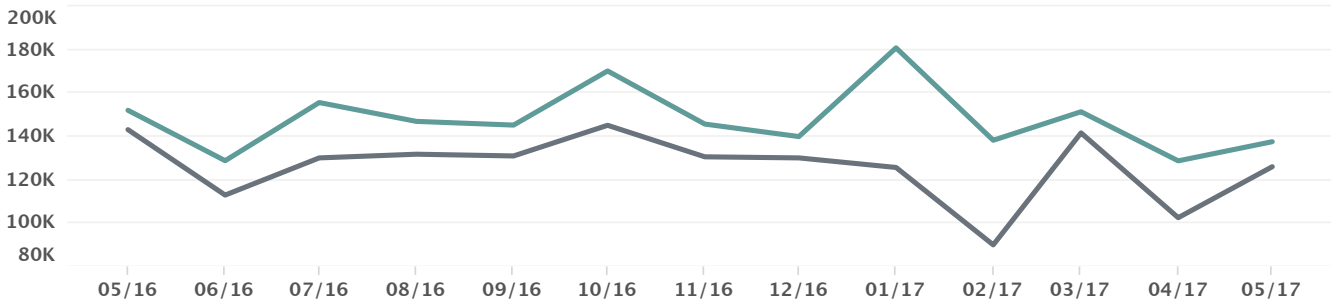
Inventory:  
**106**

Months of Inventory:  
**8.15**



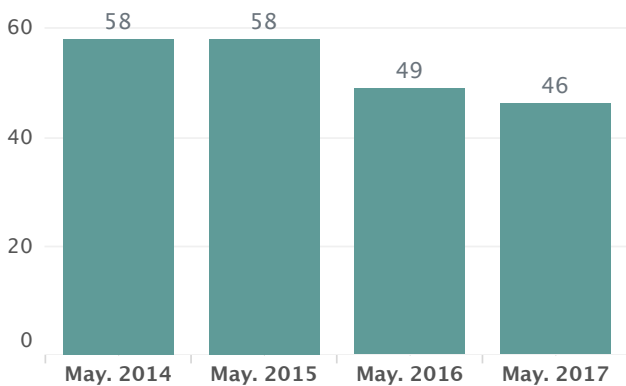
### Average & Median Price Trends

■ Avg. Sales Price    ■ Median Sales Price



Avg. Sales Price	151,904	128,713	155,466	146,797	145,093	169,990	145,563	139,811	180,615	138,113	151,233	128,647	137,450
Median Sales Price	143,000	112,900	130,000	131,700	130,900	145,000	130,500	130,000	125,600	90,000	141,500	102,500	125,950

### New Listings by Month



### Contracts Written by Month

