

MONTGOMERY COUNTY MARKET ANALYSIS

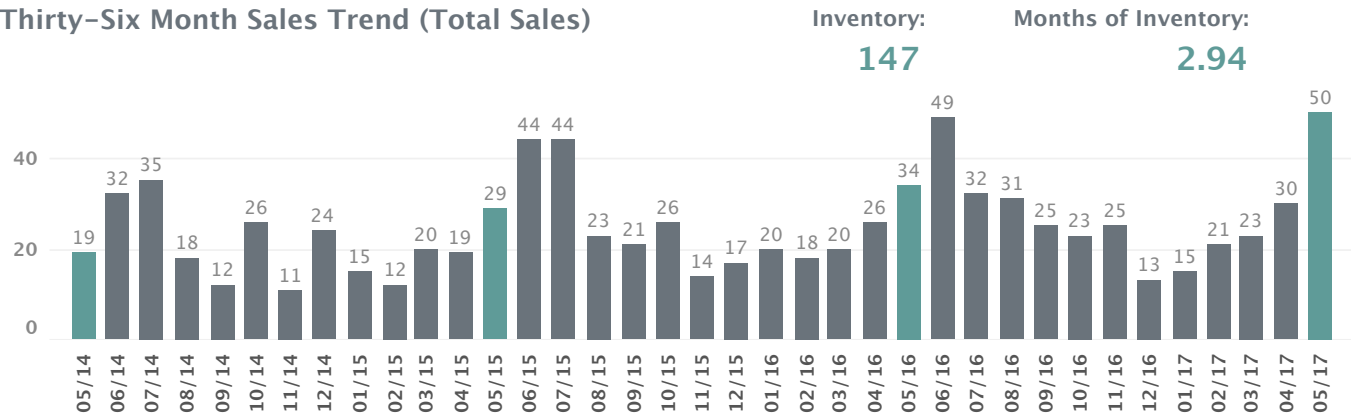
May 2017



Market Snapshot

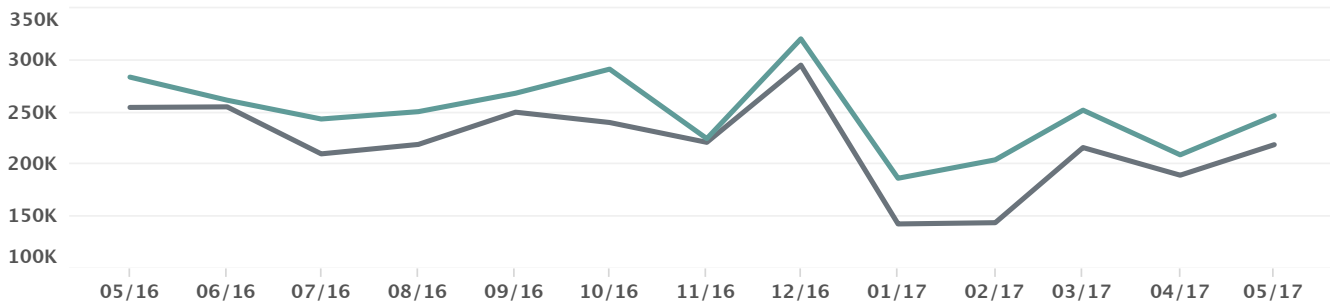
	Total Sales	Median Sales Price	Avg. DOM	Avg. SP/LP %
May 2017	50	218,750	44	97.73%
May 2016	34	254,450	68	98.03%
May 2015	29	205,000	84	97.21%
May 2014	19	236,500	62	96.62%

Thirty-Six Month Sales Trend (Total Sales)



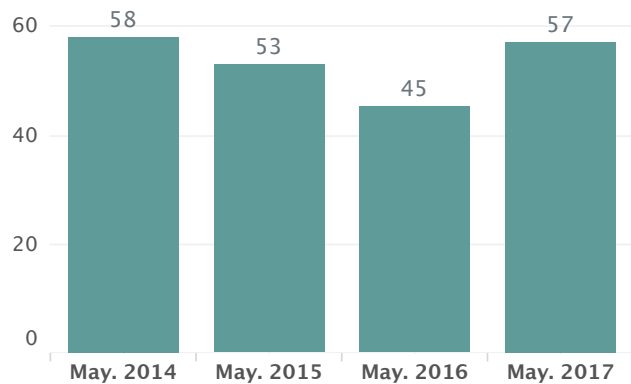
Average & Median Price Trends

■ Avg. Sales Price ■ Median Sales Price



Avg. Sales Price	283,509	261,389	243,358	250,405	268,054	291,135	224,580	320,154	186,583	204,229	251,809	209,040	246,529
Median Sales Price	254,450	255,000	209,950	219,000	249,900	240,000	221,000	295,000	142,800	144,000	216,000	189,500	218,750

New Listings by Month



Contracts Written by Month

