

GILES COUNTY MARKET ANALYSIS

May 2017



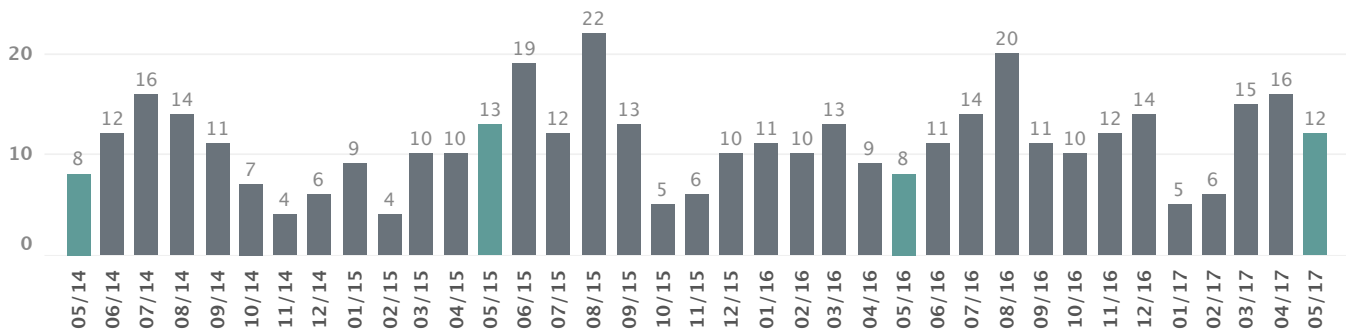
Market Snapshot

	Total Sales	Median Sales Price	Avg. DOM	Avg. SP/LP %
May 2017	12	125,300	58	93.74%
May 2016	8	117,450	162	90.38%
May 2015	13	106,000	109	92.10%
May 2014	8	133,500	350	94.58%

Thirty-Six Month Sales Trend (Total Sales)

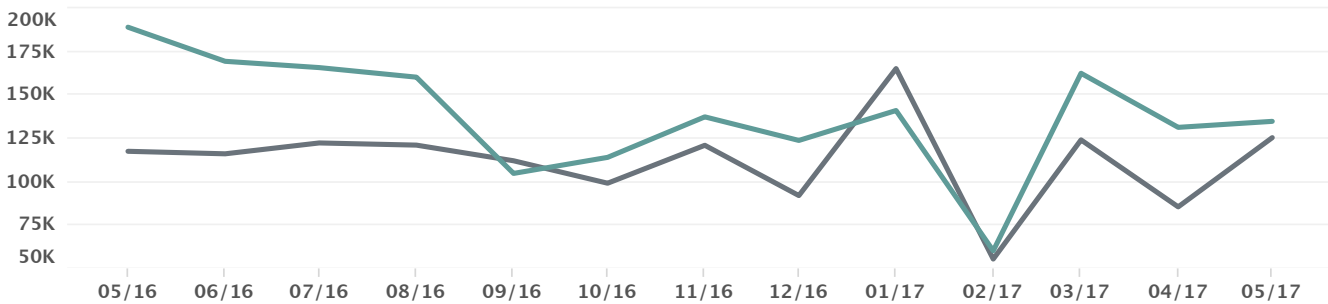
Inventory:
82

Months of Inventory:
6.83



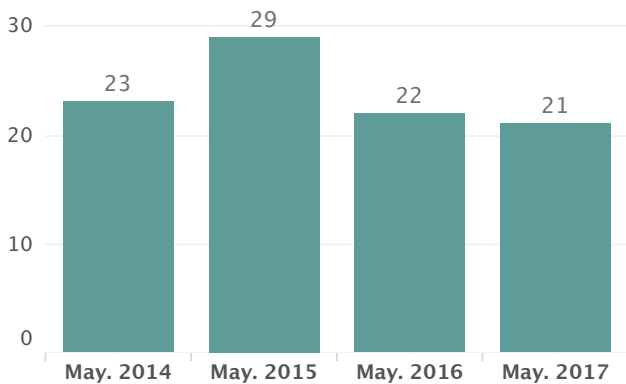
Average & Median Price Trends

■ Avg. Sales Price ■ Median Sales Price



Avg. Sales Price	188,803	169,191	165,571	160,070	104,733	113,960	137,250	123,693	140,900	60,250	162,307	131,213	134,667
Median Sales Price	117,450	116,000	122,250	121,000	112,000	99,100	120,900	92,000	165,000	55,500	124,000	85,500	125,300

New Listings by Month



Contracts Written by Month

