

FLOYD COUNTY MARKET ANALYSIS

May 2017



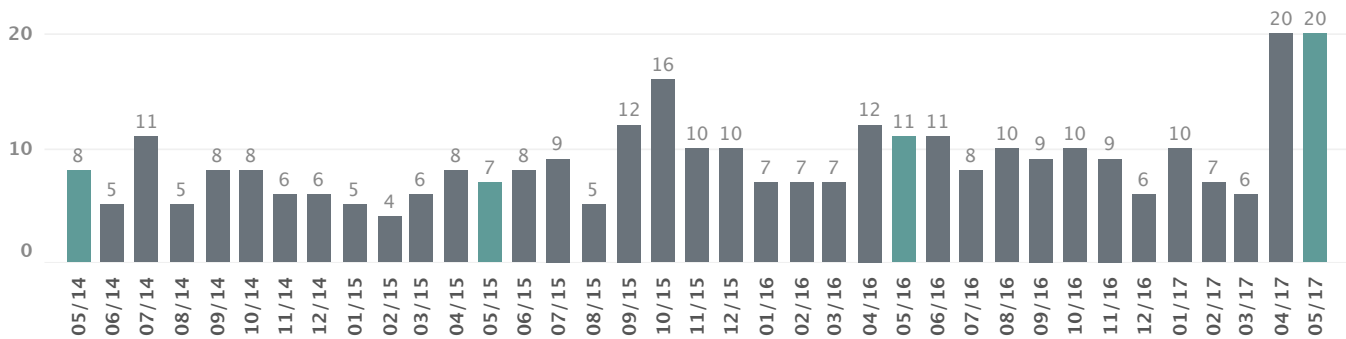
Market Snapshot

	Total Sales	Median Sales Price	Avg. DOM	Avg. SP/LP %
May 2017	20	148,807	140	94.66%
May 2016	11	165,000	185	96.10%
May 2015	7	215,000	237	92.30%
May 2014	8	143,500	197	91.86%

Thirty-Six Month Sales Trend (Total Sales)

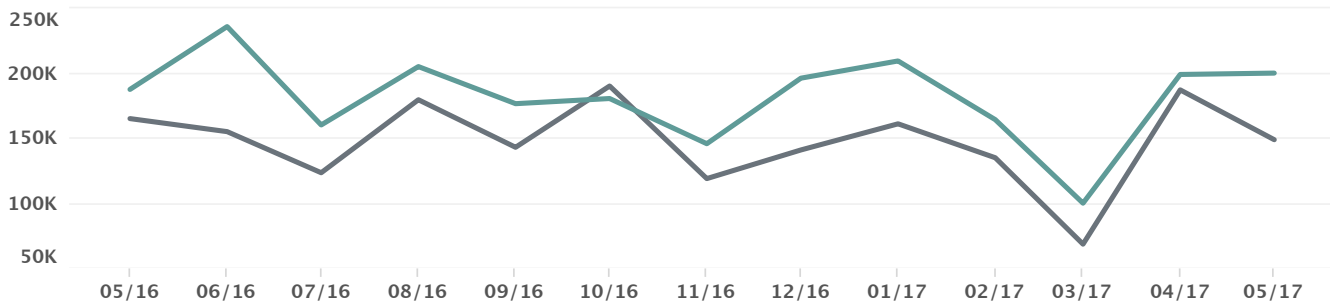
Inventory:
87

Months of Inventory:
4.35



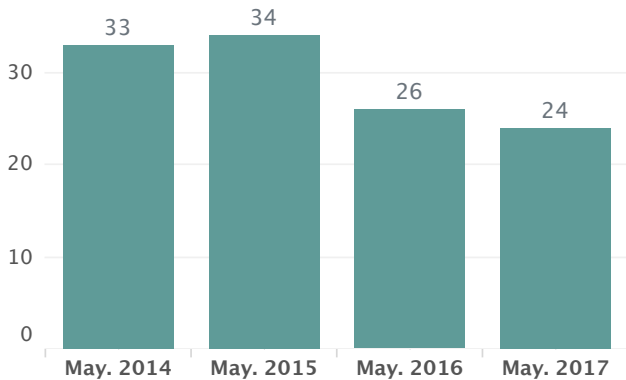
Average & Median Price Trends

■ Avg. Sales Price ■ Median Sales Price



Avg. Sales Price	187,359	235,536	160,125	204,870	176,433	180,385	145,750	195,983	209,190	164,200	100,167	198,825	199,875
Median Sales Price	165,000	155,000	123,500	179,450	143,000	189,975	119,000	140,950	161,000	135,000	68,750	187,000	148,807

New Listings by Month



Contracts Written by Month

