

TOWN OF CHRISTIANSBURG MARKET ANALYSIS

May 2017



Market Snapshot

	Total Sales	Median Sales Price	Avg. DOM	Avg. SP/LP %
May 2017	39	185,000	43	98.50%
May 2016	37	177,000	106	96.91%
May 2015	41	197,000	76	98.23%
May 2014	34	160,000	90	98.01%

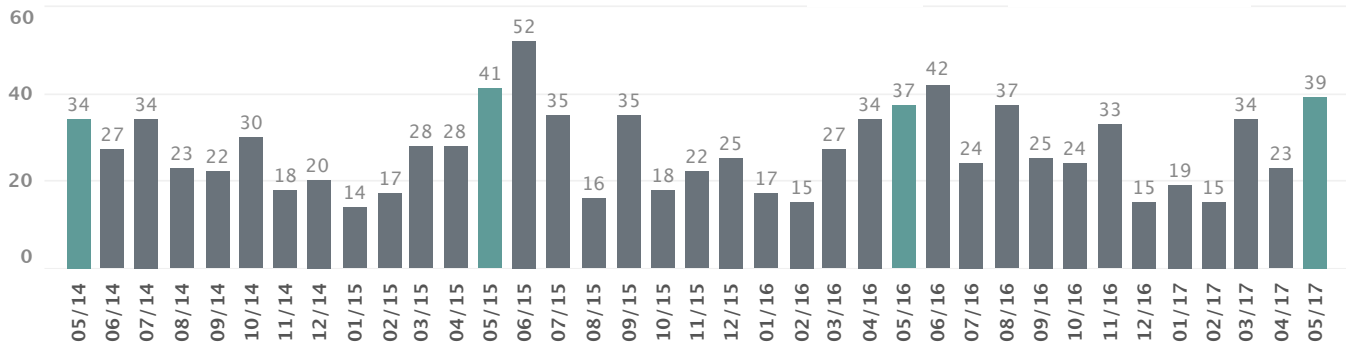
Thirty-Six Month Sales Trend (Total Sales)

Inventory:

86

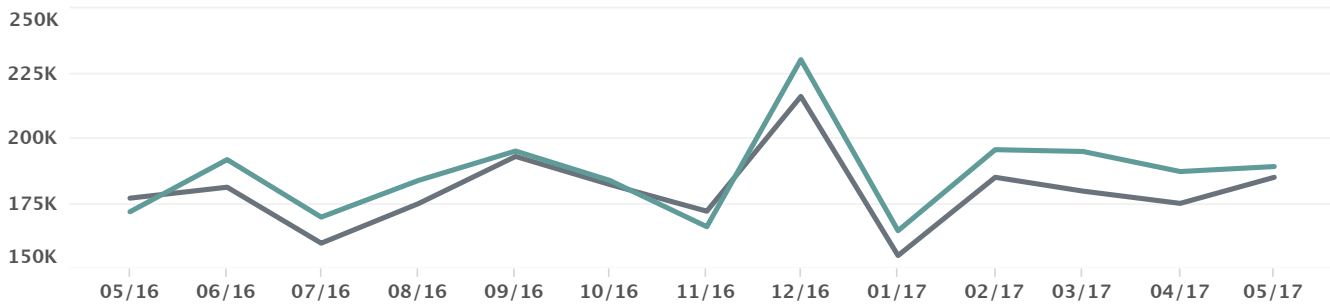
Months of Inventory:

2.21



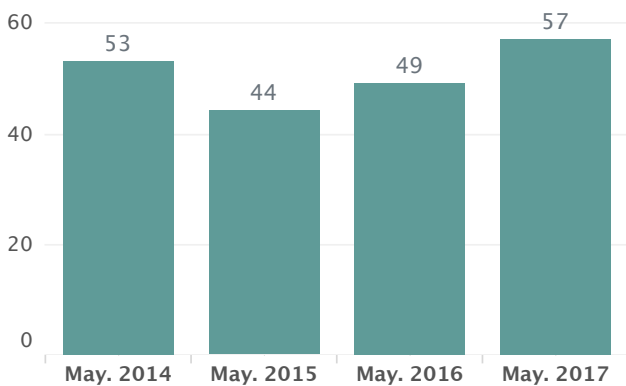
Average & Median Price Trends

■ Avg. Sales Price ■ Median Sales Price



Avg. Sales Price	171,783	191,780	169,738	183,791	195,068	183,826	166,070	230,090	164,532	195,583	194,893	187,207	189,115
Median Sales Price	177,000	181,200	159,750	174,900	193,000	182,250	172,000	216,000	155,000	185,000	179,700	175,000	185,000

New Listings by Month



Contracts Written by Month

