

TOWN OF BLACKSBURG MARKET ANALYSIS

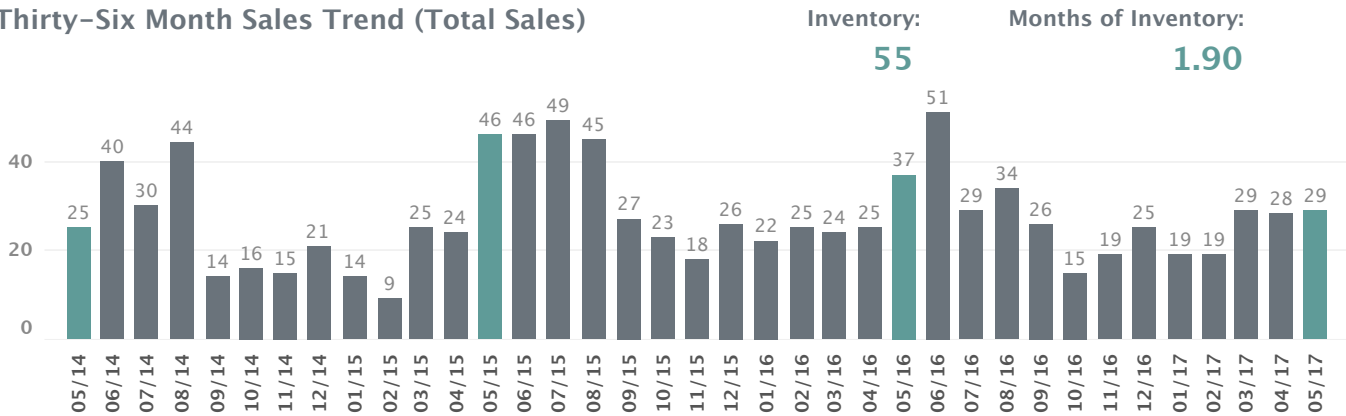
May 2017



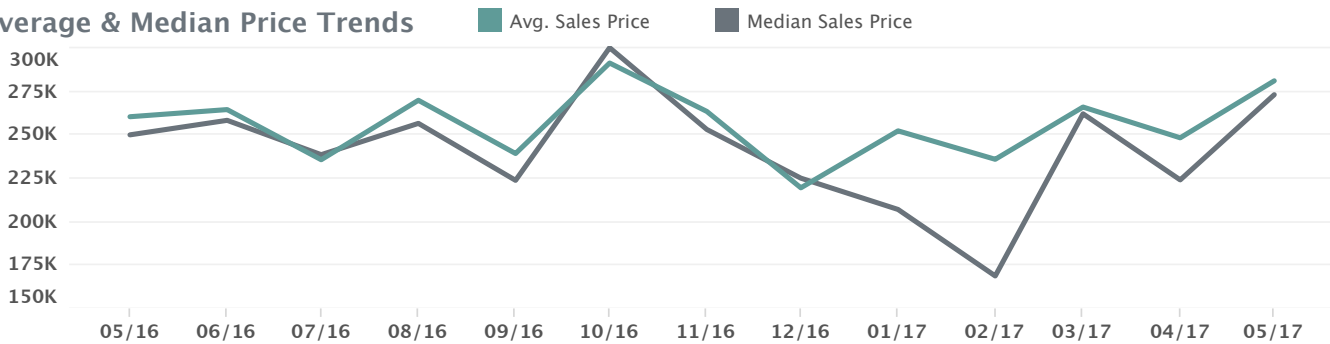
Market Snapshot

	Total Sales	Median Sales Price	Avg. DOM	Avg. SP/LP %
May 2017	29	273,000	43	97.87%
May 2016	37	249,900	44	97.97%
May 2015	46	252,000	65	97.99%
May 2014	25	246,000	22	98.62%

Thirty-Six Month Sales Trend (Total Sales)

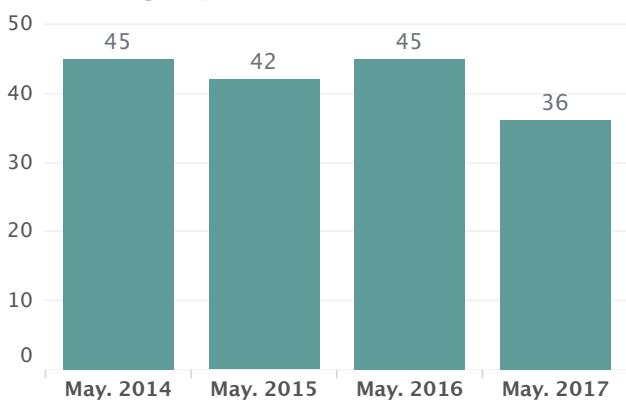


Average & Median Price Trends



Avg. Sales Price	260,319	264,429	235,597	269,776	239,169	291,198	263,371	219,450	252,198	235,846	265,883	248,196	280,972
Median Sales Price	249,900	258,250	238,500	256,500	223,750	300,000	253,000	225,000	207,000	168,780	262,000	224,000	273,000

New Listings by Month



Contracts Written by Month

